

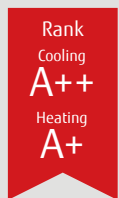
Compact Cassette

AUXG09KVLA / AOYG09KBTB
 AUXG12KVLA / AOYG12KBTB
 AUXG14KVLA / AOYG14KBTB
 AUXG18KVLA / AOYG18KBTB
 AUXG22KVLA / AOYG22KBTB
 AUXG24KVLA / AOYG24KBTB



High efficiency and compact panel design

Compact and stylish panel design fits the grid type ceiling. It is a linear design suitable for grid shape of 620 mm × 620 mm grid ceiling.



SEER **6.70**
(09 model)

SCOP **4.40**
(09/14 models)

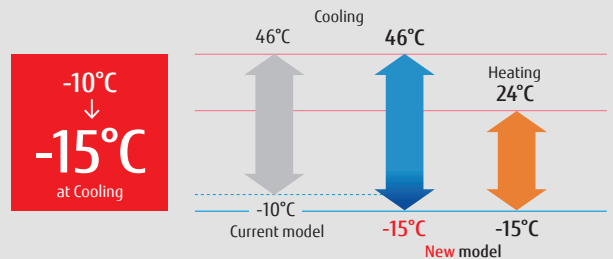


Flexible installation

It is suitable for ceiling of grid type and it has high degree of freedom of installation and it can be installed beside lighting and ventilation opening.

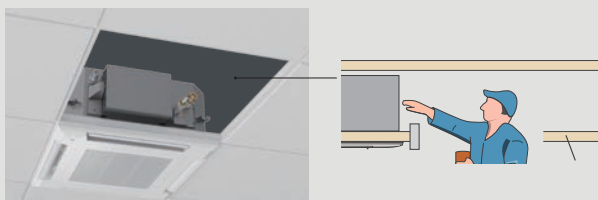


Low ambient operation



Easy maintenance

Maintenance is easier by removing the ceiling panel next to the grill, maintenance can be done, and new installation of inspection hole is unnecessary, so construction costs can be suppressed.



The air inlet grill can be installed in various directions, so maintenance is easy.



**Model: AUXG09KVLV / AUXG12KVLV / AUXG14KVLV / AUXG18KVLV / AUXG22KVLV / AUXG24KVLV
AOYG09KBTB / AOYG12KBTB / AOYG14KBTB / AOYG18KBTB / AOYG22KBTB / AOYG24KBTB**



AOYG09/12/14KBTB



AOYG18/22KBTB



AOYG24KBTB

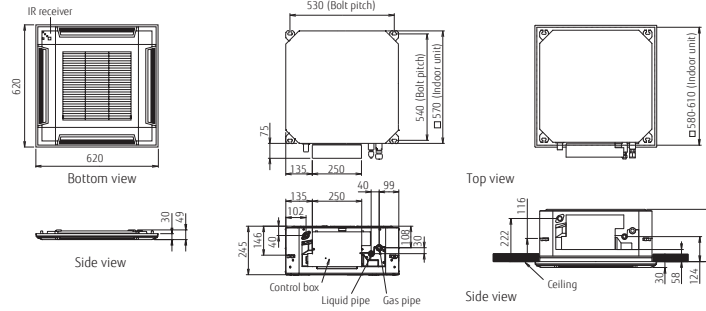
Optional parts

- Wireless Remote Controller: UTY-LNTY
- Wired Remote Controller: UTY-RNRYZ3, UTY-RLRY, UTY-RVNYM, UTY-RNNYM
- Simple Remote Controller: UTY-RSRY, UTY-RHRY, UTY-RSNYM
- Wireless LAN Interface: UTY-TFSXZ1
- Cassette Grille: UTY-UFYF-W
- Fresh Air Intake Kit: UTZ-VXAA
- Air Outlet Shutter Plate: UTR-YDZB
- Insulation for High Humidity: UTZ-KXGC
- External Input and Output PCB (with box): UTY-XCSX+UTZ-GXRA
- External Connect Kit: UTY-XWZXC

Dimensions

Indoor unit : AUXG09/12/14/18/22/24KVLV

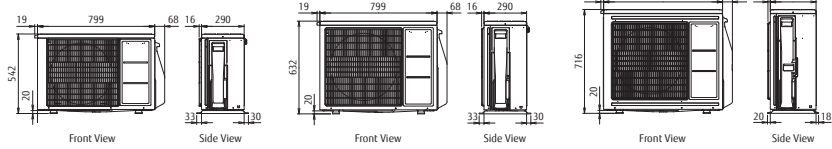
(Unit : mm)



Outdoor unit : AOYG09/12/14KBTB

AOYG18/22KBTB

AOYG24KBTB



Specifications

Model No.	Indoor unit		AUXG09KVLV	AUXG12KVLV	AUXG14KVLV	AUXG18KVLV	AUXG22KVLV	AUXG24KVLV
	Outdoor unit		AOYG09KBTB	AOYG12KBTB	AOYG14KBTB	AOYG18KBTB	AOYG22KBTB	AOYG24KBTB
Power Source			Single-phase, ~230V, 50Hz					
Capacity	Cooling	kW	2.5 (0.9-3.2)	3.5 (0.9-4.4)	4.3 (0.9-5.4)	5.2 (0.9-5.9)	6.0 (0.9-6.7)	6.8 (0.9-8.0)
	Heating		3.2 (0.9-4.7)	4.1 (0.9-5.7)	5.0 (0.9-6.5)	6.0 (0.9-7.5)	7.0 (0.9-8.0)	7.5 (0.9-9.1)
Input Power	Cooling/Heating	kW	0.55/0.79	0.93/1.08	1.28/1.32	1.60/1.66	1.82/1.87	2.21/2.03
EER	Cooling	W/W	4.57	3.76	3.36	3.25	3.30	3.08
COP	Heating		4.05	3.80	3.79	3.61	3.74	3.69
Pdesign	Cooling/Heating(-10°C)	kW	2.5/2.6	3.5/3.4	4.3/3.8	5.2/4.4	6.0/4.8	6.8/6.0
SEER	Cooling	W/W	6.70	6.60	6.50	6.60	6.60	6.10
SCOP	Heating (Average)		4.40	4.30	4.40	4.20	4.30	4.00
Energy Efficiency Class	Cooling	A++		A++	A++	A++	A++	A++
	Heating (Average)	A+		A+	A+	A+	A+	A+
Max. Operating Current	Cooling/Heating	A	7.9	9.7	10.2	12.1	12.6	13.6
Annual Energy Consumption	Cooling	kWh/a	131	186	231	275	318	390
	Heating		826	1,106	1,208	1,466	1,562	2,097
Moisture Removal		l/h	0.6	1.2	1.5	2.2	2.6	2.7
Sound Pressure Level	Indoor (Cooling)	H/M/L/Q	33/31/29/27	37/34/30/27	38/34/30/27	38/34/30/26	44/42/36/30	49/44/36/30
	Indoor (Heating)	H/M/L/Q	34/32/29/27	37/34/31/29	43/38/34/30	43/38/34/30	45/43/40/33	49/45/40/33
	Outdoor (Cooling/Heating)	High	46/46	47/47	49/49	50/50	51/51	53/54
Sound Power Level	Indoor (Cooling/Heating)	High	46/47	49/49	50/55	50/55	56/57	59/61
	Outdoor (Cooling/Heating)	High	59/59	61/61	62/62	62/62	63/63	65/66
	Indoor / Outdoor (Cooling)	High	540/1,480	600/1,580	680/1,670	680/2,160	830/2,240	930/2,700
Airflow Rate	Indoor / Outdoor (Heating)	High	540/1,410	600/1,520	800/1,580	800/1,830	860/1,960	930/2,700
	Net Dimensions	Indoor	mm	245x570x570	245x570x570	245x570x570	245x570x570	245x570x570
H x W x D	Outdoor	mm	542x799x290	542x799x290	542x799x290	632x799x290	632x799x290	716x820x315
	Weight	Indoor	kg(lbs)	15 (33)	15 (33)	15 (33)	15 (33)	16 (35)
	Outdoor	kg(lbs)	32 (71)	33 (73)	33 (73)	36 (79)	38 (84)	42 (93)
Connection Pipe Diameter (Liquid / Gas)		mm	6.35/9.53	6.35/9.53	6.35/9.53	6.35/12.70	6.35/12.70	6.35/12.70
Drain hose Diameter (I.D./O.D.)		mm	25/32	25/32	25/32	25/32	25/32	25/32
Max Pipe Length (Pre-Charge)		m	20 (15)	25 (15)	25 (15)	30 (20)	30 (20)	30 (20)
Max Height Difference		m	15	20	20	20	25	25
Operation Range	Cooling	°CDB	-15 to 46	-15 to 46	-15 to 46	-15 to 46	-15 to 46	-15 to 46
	Heating		-15 to 24	-15 to 24	-15 to 24	-15 to 24	-15 to 24	-15 to 24
Refrigerant	Type (Global Warming Potential)		R32 (675)	R32 (675)	R32 (675)	R32 (675)	R32 (675)	R32 (675)
	Charge	kg(CO2eq-T)	0.85 (0.574)	0.85 (0.574)	0.85 (0.574)	1.02 (0.689)	1.25 (0.844)	1.25 (0.85)
Cassette Grille	Model name		UTG-UFYF-W	UTG-UFYF-W	UTG-UFYF-W	UTG-UFYF-W	UTG-UFYF-W	UTG-UFYF-W
	Dimensions (H x W x D)	mm	49x620x620	49x620x620	49x620x620	49x620x620	49x620x620	49x620x620
	Weight	kg(lbs)	2.3 (5.1)	2.3 (5.1)	2.3 (5.1)	2.3 (5.1)	2.3 (5.1)	2.3 (5.1)

Note : Specifications are based on the following conditions.
Cooling : Indoor temperature of 27°CDB / 19°CWB, and outdoor temperature of 35°CDB / 24°CWB.
Heating : Indoor temperature of 20°CDB / (15°CWB), and outdoor temperature of 7°CDB / 6°CWB.

*Specifications and design are subject to change without notice for further improvement.
*Actual products' colors may be different from the colors shown in this printed material.

Distributed by :



ISO 9001
Certified number: 01 100 078229
ISO 14001
01 104 9245



ISO 9001
Certified number: 199170207285M
ISO 14001
Certified number: 199182302185SM
Fujitsu General Central Air-conditioner(Wuxi) Co., Ltd.

FUJITSU GENERAL LIMITED

3-3-17, Suenaga, Takatsu-ku, Kawasaki 213-8502, Japan
<https://www.fujitsu-general.com/>